

PANORAMA



Description

Panorama is our latest power flood, launched to deliver incredible colour changing punch rated at IP66. It utilises 30 x 3 Watt LEDs and is available as either single colour or RGB for colour changing applications. The high brightness 3 Watt LEDs deliver outstanding power, and this fitting can be used to illuminate façades up to 30 metres in height. The fitting is available with either 10 or 20 degree optics, to offer total flexibility for your application.




DESIGN TIPS

Ideal for wide angled panoramic lighting with special longer versions available on major projects. For single colour this must be powered by 24V Transformer type 1927. For RGB Colour Change this must be powered by 24V/DMX Transformer type 1926.

Lighting configurations



IP66



Façade



Wall Wash



Colour Change

ACDC only use the brightest and highest quality LEDs available

PANORAMA

Lighting Performance

LED Quantity	30
LED Type	Luxeon
Max Operating Current	700mA
Total Light Output Lumens (CW)	1950
LED Lifetime (to 70% Lumen maintenance)	50,000 hrs
Colour Rendering CRI (WW)	85

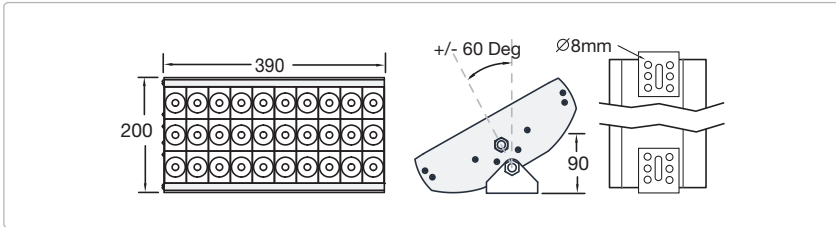
Electrical Data

Input Current	N/A
Driver Type	24V Type
Driver Rating	100 Watts
Connection Type	Pre-fitted with cable
Cable Type	4 Core 1.5mm ²
Cable Length	2m

Luminaire Data

Weight	6kg
Temperature Range	-10°C to 40°C
Mounting Type	Surface Mount
	Hole Centres
Finish	AAS
IP Rating	IP66

Technical Diagrams

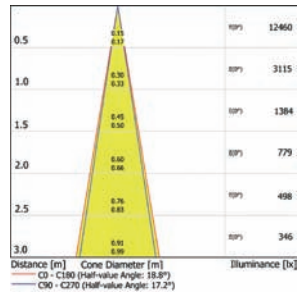


Part Code

Finish	_____	
Anodised Aluminium Silver	AAS	
Collimator Lens	_____	
10°	10R	
20°	20R	
LED Colour	_____	
Red (3W)	R3	
Blue (3W)	B3	
White (3W)	W3	
Warm White (3W)	WW3	
Amber (3W)	A3	
Green (3W)	G3	
Red, Green, Blue (3W) Colour Change	RGB3	

ACDC1093/RGB3/10R/AAS

Photometric Data



RGB 20R 3W

